

OLYMPIC TRACH-BUTTON™

Self-locking device maintains tracheal stoma



Closure Plug



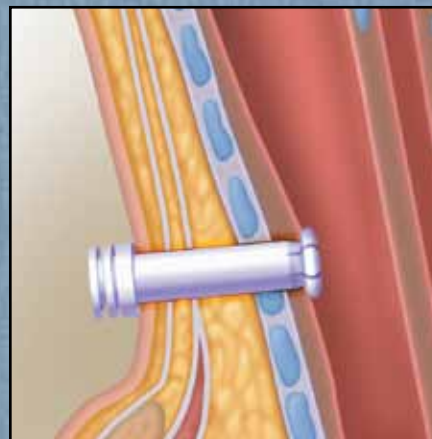
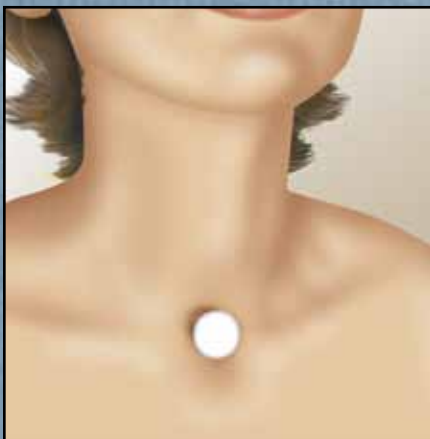
Cannula



Ventilator Adapter (Optional)




Spacers




OLYMPIC TRACH-BUTTON™

Maintains the stoma . . . Comfortable . . . Non-irritating


Expansion Lock



Ventilator Adapter



Convenient Suction



The **Olympic Trach-Button** is well-suited for either short or long-term use, and is indicated for patients who:

- May need a tracheostomy reinstated in an emergency.
- May require repeated tracheostomies, e.g., myasthenia gravis, quadriplegia, poliomyelitis, chronic obstructive pulmonary disease.
- Must be evaluated during decannulation for ability to cough and clear secretions from the respiratory tract.

A unique expansion lock on the proximal end of the Trach-Button makes it self-retaining. No unsightly strings are required to hold it. When the closure plug is inserted into the hollow cannula, the “petals” on the end of the cannula expand and lock against the anterior tracheal wall.

This unique lock eliminates the danger of the Trach-Button being ejected during violent coughing spells or hyperextension of the sternocleidomastoid muscles. By locking flush against the tracheal wall, the cannula does not protrude into the tracheal lumen and the patient can breathe through mouth and nose, speak normally and expectorate more readily.

Made of inert Teflon, this device is comfortable, non-irritating and well tolerated in long-term use. The external end of the Trach-Button is small and cosmetically unobtrusive. With the closure plug removed, the patient can be suctioned easily and conveniently through the cannula.

When ventilation is necessary, an optional adapter with a standard 15 mm fitting is available to fit into the cannula in place of the closure plug. Both in the hospital and for home care, the Olympic Trach-Button is simple to remove and replace for routine stoma care.

The Olympic Trach-Button is available in sizes that fit stomas from 9 to 14 mm diameter. Lengths are adjustable by means of spacers from 15 to 40 mm. Trach-Button length can be re-adjusted easily as the length of the stoma changes. Trach-Buttons can be ordered individually or in complete sets of assorted, commonly used sizes.

Thousands of Olympic Trach-Buttons have been applied successfully to patients. They are unconditionally guaranteed to be completely satisfactory.

How to Order Olympic Trach-Buttons

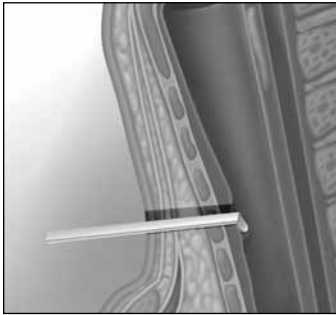


Fig. 1

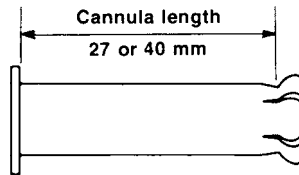


Fig. 2

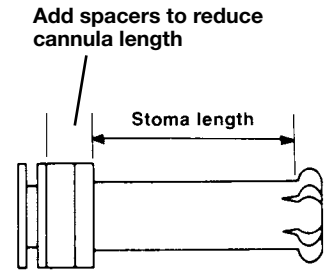


Fig. 3

Step 1: Determining button diameter The Olympic Trach-Button is available in six diameters from 9 to 14 mm (Column A, Sizing Chart). Choose the same outside diameter of cannula as tracheostomy tube.

Step 2: Determining button length Measure the stoma length by inserting a small probe, e.g., ear curette, in the stoma and hooking the anterior tracheal wall (Fig. 1). Measure the stoma length (distance from the anterior tracheal wall to the external opening of the stoma) on the probe to the nearest millimeter (mm).

Step 3: Ordering length All cannulas come in two lengths, 27 or 40 mm (Fig. 2). By using a combination of spacers included with each Trach-Button, it is possible to reduce the length of the cannula in 1 mm increments to fit the stoma length (Fig. 3). No more than two spacers are required to achieve any desired length reduction.

For patients with stomas between 28 and 40 mm long, order cannulas 40 mm in length. For patients with stomas 27 mm or less, order the 27 mm cannulas.

Sizing Chart

A			B	C		Order Catalog No.
Outside Diameter of Cannula			Length of Cannula	Length of Cannula Adjustable		
mm		Eng	mm	From	To	
9	27	5	27	27mm	15mm	51992
9	27	5	40	40mm	28mm	51994
10	30	6	27	27mm	15mm	51902
10	30	6	40	40mm	28mm	51904
11	33	7	27	27mm	15mm	51912
11	33	7	40	40mm	28mm	51914
12	36	8	27	27mm	15mm	51922
12	36	8	40	40mm	28mm	51924
13	39	9	27	27mm	15mm	51932
13	39	9	40	40mm	28mm	51934
14	42	10	27	27mm	15mm	51942
14	42	10	40	40mm	28mm	51944

Trach-Buttons

Individual Buttons. Each Olympic Trach-Button includes cannulas, closure plug and spacers (Specify catalog number from Sizing Chart.)

Ventilator Adapter. Specify button diameter and length when ordering adapter; not available for new longer Trach-Buttons.
Cat. No. 51950

Assorted Set-B. Money-saving assortment of most useful size Olympic Trach-Buttons. Permits fast accurate fitting of most patients. Convenient box with complete fitting instructions. Includes the following Trach-Buttons: Cat. Nos. 51992, 51902, 51904, 51912, 51914, 51922, 51924, 51932.
Cat. No. 51900

Assorted Set-A. Same as Set-B, with the addition of ventilator adapters for each Trach-Button.
Cat. No. 51901

Accessories



Flange Teflon flange protects exterior of stoma from irritation. Fits between the spacers and the stoma. Available in six sizes to fit diameter of every cannula. Order by cannula diameter.
Cat. No. 51980



Retainer Prevents plug and/or cannula from being ejected by violent coughing. Made of soft elastic. Package of 12.
Cat. No. 51970

For Information or Ordering
Call 1-800-303-0306
(toll-free in US/Canada)

More Olympic Respiratory Products

PASTEURMATIC™ 3000/3500



A single machine that automatically washes and pasteurizes reusable breathing circuit parts in one continuous cycle for effective high-level disinfection.

STERILE-DRIER™



Fast, efficient drying of tubes and parts in bio-clean air following pasteurization. HEPA filtered. Guaranteed not to rust.

MINI-PASTEURMATIC™



Counter-top pasteurizer for high-level disinfection of respiratory breathing parts. Quick turnaround of small loads.

ENDO-LOK™



Comfortably, securely holds endotracheal tubes in a stable position without tape or strings.

natus
med·surg

Natus Medical Incorporated
1501 Industrial Road • San Carlos, CA 94070 USA
1-800-303-0306 • 1-650-802-0400
www.natus.com

For Information or Ordering
Call 1-800-303-0306
(toll-free in US/Canada)